

DOES
EXACTLY
WHAT IT
SAYS ON
THE TIN*

Ronseal Promise, if you do exactly what it says on the tin,
this product will do exactly what it says on the tin.

- Touch dry in just 20 minutes
- Re-coat in only 1 hour
- Tough, clear, non-yellowing finish
- Enhances the natural beauty of the wood
- Low odour and brushes wash out in water

WHERE CAN I USE IT? Any bare or previously treated wood in the home including doors, furniture, shelving, skirting boards, cork, hardboard or chipboard. For wooden floors use **Ronseal Diamond Hard Clear Floor Varnish**.

WHAT SORT OF FINISH? Ronseal Quick Drying Clear Varnish has been developed to allow you to protect and enhance your interior wood as quickly and easily as possible. Its clear gloss finish brings out the inherent beauty of your wood whilst protecting it from everyday wear and tear.

HOW MANY COATS? 2 are normally enough, but untreated wood may need 3.

DRYING TIMES: Allow 20 minutes for each coat to dry and 1 hour between coats.

COVERAGE: 1 litre will normally treat 4 door sides with 2 coats (approx 8 sqm).

PREPARATION: Ensure all surfaces are free from wax, grease and oil by wiping with a cloth dampened with white spirit. **Barewood:** Sand smooth with fine sandpaper. Do not use steel wool. Remove dust with a damp cloth. **Varnished wood:** Remove unsound varnish. Sand well with medium grade sandpaper to a uniform appearance and clean with white spirit. Allow to dry thoroughly.

APPLICATION: For best results: Stir well before and during use. Apply in a warm and well ventilated room. Using a synthetic filament brush, apply 2 or 3 coats. Brush out evenly and finish each coat in the direction of the grain. Leave 1 hour between coats, although in certain conditions, the varnish may take slightly longer to dry. Before final coat lightly rub down using fine sandpaper and wipe with a damp cloth.

CLEAN UP: Remove as much varnish from brush as possible before cleaning with water and detergent.

Clear Protection for



DOORS



TABLES



FURNITURE

IMPORTANT: If water is accidentally splashed on to surface within 2-3 days of application, simply remove by gently wiping with a soft cloth. Do not rub wet surface. Solvent-based polyurethane varnishes should be allowed to age at least 1 month before overcoating with Ronseal Quick Drying Varnish. Poor ventilation, low temperatures and high humidity will lengthen dry and recoat times. Special precautions may be required when treating pre 1960's painted surfaces. Avoid inhalation of dust, wear a suitable face mask when sanding. Some local authorities have special facilities for disposing of waste coatings. Do not empty into drains or watercourses.

RONSEAL QUICK DRYING CLEAR VARNISH


Keep out of reach of children. Avoid contact with skin and eyes. After contact with skin, wash immediately with plenty of water. In case of contact with eyes, rinse immediately with plenty of water and seek medical advice. Use only in well ventilated areas. To avoid the risk of spillage, always store and transport in a secure and upright position. Protect from frost - do not apply below 10°C or in high humidity.

EU limit value for this product (cat A/e): 150g/l (2007)/130g/l (2010). This product contains max 60g/l VOC.*

**For further advice please contact:
Ronseal Technical Services, Tel: 0114 240 9469
Ronseal Ltd., Chapelton, Sheffield S35 2YP
Tel: 0114 246 7171, Fax: 0114 245 5629
E-mail: enquiry@ronseal.co.uk**

www.ronseal.co.uk

Ronseal and Ronseal Does Exactly What It Says on the Tin are registered trademarks of The Sherwin-Williams Company. © 2010



1 Litre e

1 LITRE ROUND (WELDED)

C.F.

R

C.B.

SILVER OF
TIN + 10%
SPOT WHITE

33% FREE
GET 1 LITRE FOR THE PRICE OF 750ml

33% FREE
GET 1 LITRE FOR THE PRICE OF 750ml

RONSEAL[®]

Does exactly what it says on the tin

DOES
EXACTLY
WHAT IT
SAYS ON
THE TIN

Ronseal Promise, if you do exactly what it says on the tin,
this product will do exactly what it says on the tin.

QUICK DRYING
varnish
TOUCH DRY IN JUST 20 MINUTES



SATIN

Clear

CLEAR PROTECTION FOR INTERIOR WOOD AND FURNITURE

- Touch dry in just 20 minutes
- Re-coat in only 1 hour
- Tough, clear, non-yellowing finish
- Enhances the natural beauty of the wood
- Low odour and brushes wash out in water

WHERE CAN I USE IT? Any bare or previously treated wood in the home including doors, furniture, shelving, skirting boards, cork, hardboard or chipboard. For wooden floors use **Ronseal Diamond Hard Clear Floor Varnish**.

WHAT SORT OF FINISH? Ronseal Quick Drying Clear Varnish has been developed to allow you to protect and enhance your interior wood as quickly and easily as possible. Its clear satin finish brings out the inherent beauty of your wood whilst protecting it from everyday wear and tear.

HOW MANY COATS? 2 are normally enough, but untreated wood may need 3.

DRYING TIMES: Allow 20 minutes for each coat to dry and 1 hour between coats.

COVERAGE: 1 litre will normally treat 4 door sides with 2 coats (approx 8 sqm).

PREPARATION: Ensure all surfaces are free from wax, grease and oil by wiping with a cloth dampened with white spirit. **Barewood:** Sand smooth with fine sandpaper. Do not use steel wool. Remove dust with a damp cloth. **Varnished wood:** Remove unsound varnish. Sand well with medium grade sandpaper to a uniform appearance and clean with white spirit. Allow to dry thoroughly.

APPLICATION: For best results: Stir well before and during use. Apply in a warm and well ventilated room. Using a synthetic filament brush, apply 2 or 3 coats. Brush out evenly and finish each coat in the direction of the grain. Leave 1 hour between coats, although in certain conditions, the varnish may take slightly longer to dry. Before final coat lightly rub down using fine sandpaper and wipe with a damp cloth.

CLEAN UP: Remove as much varnish from brush as possible before cleaning with water and detergent.

Clear
Protection for



DOORS



TABLES



FURNITURE

IMPORTANT: If water is accidentally splashed on to surface within 2-3 days of application, simply remove by gently wiping with a soft cloth. Do not rub wet surfaces. Solvent-based polyurethane varnishes should be allowed to age at least 1 month before overcoating with Ronseal Quick Drying Varnish. Poor ventilation, low temperatures and high humidity will lengthen dry and recoat times. Special precautions may be required when treating pre 1960's painted surfaces. Avoid inhalation of dust, wear a suitable face mask when sanding. Some local authorities have special facilities for disposing of waste coatings. Do not empty into drains or watercourses.

RONSEAL QUICK DRYING CLEAR VARNISH


Keep out of reach of children. Avoid contact with skin and eyes. After contact with skin, wash immediately with plenty of water. In case of contact with eyes, rinse immediately with plenty of water and seek medical advice. Use only in well ventilated areas. To avoid the risk of spillage, always store and transport in a secure and upright position. Protect from frost - do not apply below 10°C or in high humidity.

EU limit value for this product (cat A₁): 150g/l (2007/1231/2010). This product contains max 40g/l VOC.

For further advice please contact:
Ronseal Technical Services, Tel: 0114 240 9469
Ronseal Ltd., Chapeltown, Sheffield S35 2YP
Tel: 0114 246 7171, Fax: 0114 245 5629
E-mail: enquiry@ronseal.co.uk

www.ronseal.co.uk

Ronseal and Ronseal Does Exactly What it Says on the Tin are registered trademarks of The Sherwin-Williams Company. © 2009



1 Litre e

EU limit value for this product (cat A₁): 150g/l (2007/1231/2010). This product contains max 40g/l VOC.

1 LITRE ROUND (WELDED)

C.F.

R

C.B.

SILVER OF
TIN + 10%
SPOT WHITE

33% FREE
GET 1 LITRE FOR THE PRICE OF 750ml

33% FREE
GET 1 LITRE FOR THE PRICE OF 750ml

RONSEAL[®]

Does exactly what it says on the tin

DOES
EXACTLY
WHAT IT
SAYS ON
THE TIN

Ronseal Promise, if you do exactly what it says on the tin,
this product will do exactly what it says on the tin.

QUICK DRYING varnish

TOUCH DRY IN JUST 20 MINUTES



MATT

Clear

CLEAR PROTECTION FOR INTERIOR WOOD AND FURNITURE

- Touch dry in just 20 minutes
- Re-coat in only 1 hour
- Tough, clear, non-yellowing finish
- Enhances the natural beauty of the wood
- Low odour and brushes wash out in water

WHERE CAN I USE IT? Any bare or previously treated wood in the home including doors, furniture, shelving, skirting boards, cork, hardboard or chipboard. For wooden floors use **Ronseal Diamond Hard Clear Floor Varnish**.

WHAT SORT OF FINISH? Ronseal Quick Drying Clear Varnish has been developed to allow you to protect and enhance your interior wood as quickly and easily as possible. Its clear matt finish brings out the inherent beauty of your wood whilst protecting it from everyday wear and tear.

HOW MANY COATS? 2 are normally enough, but untreated wood may need 3.

DRYING TIMES: Allow 20 minutes for each coat to dry and 1 hour between coats.

COVERAGE: 1 litre will normally treat 4 door sides with 2 coats (approx 8 sqm).

PREPARATION: Ensure all surfaces are free from wax, grease and oil by wiping with a cloth dampened with white spirit. **Barewood:** Sand smooth with fine sandpaper. Do not use steel wool. Remove dust with a damp cloth. **Varnished wood:** Remove unsound varnish. Sand well with medium grade sandpaper to a uniform appearance and clean with white spirit. Allow to dry thoroughly.

APPLICATION: For best results: Stir well before and during use. Apply in a warm and well ventilated room. Using a synthetic filament brush, apply 2 or 3 coats. Brush out evenly and finish each coat in the direction of the grain. Leave 1 hour between coats, although in certain conditions, the varnish may take slightly longer to dry. Before final coat lightly rub down using fine sandpaper and wipe with a damp cloth.

CLEAN UP: Remove as much varnish from brush as possible before cleaning with water and detergent.

Clear
Protection for



DOORS



TABLES



FURNITURE

IMPORTANT: If water is accidentally splashed on to surface within 2-3 days of application, simply remove by gently wiping with a soft cloth. Do not rub wet surfaces. Solvent-based polyurethane varnishes should be allowed to age at least 1 month before overcoating with Ronseal Quick Drying Varnish. Poor ventilation, low temperatures and high humidity will lengthen dry and recoat times. Special precautions may be required when treating pre 1960's painted surfaces. Avoid inhalation of dust, wear a suitable face mask when sanding. Some local authorities have special facilities for disposing of waste coatings. Do not empty into drains or watercourses.

RONSEAL QUICK DRYING CLEAR VARNISH


Keep out of reach of children. Avoid contact with skin and eyes. After contact with skin, wash immediately with plenty of water. In case of contact with eyes, rinse immediately with plenty of water and seek medical advice. Use only in well ventilated areas. To avoid the risk of spillage, always store and transport in a secure and upright position. Protect from frost - do not apply below 10°C or in high humidity.

EU limit value for this product (cat A₁): 150g/l (2007/1231p/12018). This product contains max 40g/l VOC.

For further advice please contact:
Ronseal Technical Services, Tel: 0114 240 9469
Ronseal Ltd., Chapeltown, Sheffield S35 2YP
Tel: 0114 246 7171, Fax: 0114 245 5629
E-mail: enquiry@ronseal.co.uk

www.ronseal.co.uk

Ronseal and Ronseal Does Exactly What it Says on the Tin are registered trademarks of The Sherwin-Williams Company. © 2009



1 Litre e